



# boxing glove dryer



**Wall-mounted / freestanding**  
**Powder-coated steel / Stainless steel**

# TABLE OF CONTENTS

<b>INTRODUCTION</b> .....	<b>3</b>
<b>SAFETY INSTRUCTIONS</b> .....	<b>4</b>
<input type="checkbox"/> General Device Safety .....	4
<input type="checkbox"/> Persons & Use.....	5
<input type="checkbox"/> Electronics & Power Adapter .....	6
<input type="checkbox"/> Power Adapter Cable .....	7
<input type="checkbox"/> Heat & Cooling.....	8
<input type="checkbox"/> Water .....	8
<b>INTENDED USE</b> .....	<b>9</b>
<b>THE PACKAGE</b> .....	<b>10</b>
<input type="checkbox"/> Contents.....	10
<input type="checkbox"/> Unpacking .....	11
<input type="checkbox"/> Safety During Unpacking .....	11
<b>TECHNICAL DATA</b> .....	<b>13</b>
<input type="checkbox"/> Data overview .....	13
<input type="checkbox"/> Model Overview.....	14
<input type="checkbox"/> Accessories.....	14
<b>PRODUCT PARTS</b> .....	<b>15</b>
<b>PRODUCT USE</b> .....	<b>16</b>
<b>CLEANING</b> .....	<b>17</b>
<b>MAINTENANCE &amp; SERVICE</b> .....	<b>17</b>
<b>STORAGE &amp; TRANSPORT</b> .....	<b>18</b>
<b>DISPOSAL &amp; RECYCLING</b> .....	<b>19</b>
<input type="checkbox"/> Device Disposal .....	19
<input type="checkbox"/> Packing Material Disposal.....	20
<b>WARRANTY &amp; LIABILITY</b> .....	<b>20</b>
<b>APPENDIX</b> .....	<b>22</b>
<input type="checkbox"/> EU – Declaration of conformity.....	22



This user manual accompanies the **INGOSSON** boxing glove dryer (freestanding or wall-mounted model) and contains important information about safety, use and disposal. Read the manual carefully and follow the instructions and warnings to ensure your own safety and the safety of others.

Keep the manual for further reference, even if you are familiar with the product. Make sure to include this manual when passing on this product to third parties.

The images in the manual are for illustrative purposes only and may differ slightly from the product. In that case, **INGOSSON** is not obliged to adjust the manual. Use the actual product as a reference.

# INTRODUCTION

Thank you for choosing an **INGOSSON** product. Read the user manual carefully before use, to ensure proper and safe use of the product. Always follow the instructions to prevent damage or harm.

Declaration of conformity: We hereby declare that this product, in its design and construction, as well as in the version that we have placed on the market, complies with the basic specified standards. In the event of a change of the product not agreed to by us, this declaration will lose its validity.



## **CE mark:**

The CE mark (an acronym for the French “conformité européenne”) certifies that a product meets EU health, safety, and environmental requirements, guaranteeing consumer safety.

Please refer to the APPENDIX at the end of this user manual.

If you have any questions, remarks, or problems using the product, feel free to contact us by e-mail: [info@ingosson.com](mailto:info@ingosson.com).

**We hope you enjoy your purchase!**

# SAFETY INSTRUCTIONS



**READ** the user instructions carefully and especially observe the safety information. If you do not follow the safety instructions and information on proper handling in this manual, we assume no liability for any resulting personal injury or damage to property. Such cases will invalidate the warranty.

Electrical devices can expose people, especially children, to hazards that can cause serious injury or death. The use of electrical devices can present hazards including, but not limited to, injury, fire, electric shock, and damage to the electrical system. These safety instructions are intended to give you the information you need to use the **INGOSSON** boxing glove dryer and avoid such hazards. Common sense and respect for the device will help reduce the risk of injury.

**All possible hazards cannot be covered here, but we have tried to highlight some of the important ones. Also, observe the warnings or safety instructions in the individual chapters of this manual.**

Contact us by e-mail at [info@ingosson.com](mailto:info@ingosson.com), if you have questions that remain unanswered by these warnings & safety instructions.

## General Device Safety

- Do not use the boxing glove dryer for any other purpose other than its intended use (see the chapter "INTENDED USE").
- The boxing glove dryer is designed and intended for private use and is not suitable for commercial or industrial use.
- The boxing glove dryer is intended for indoor use only. Do not use the device outdoors.

- Handle the device carefully. Jolts, impacts, or a fall even from a low height can damage the device.
- Do not place the boxing glove dryer on any unstable surface. This may result in falling and cause malfunction.
- Do not place the boxing glove dryer under mechanical stress.
- The wall-mounted model needs to be properly and securely installed on a wall. Use strong screws and plugs to prevent any possible damage/injury.
- The device needs to be properly and securely connected. Follow the instructions to prevent any possible damage/injury.
- Never use accessories not recommended by the manufacturer. They can pose a danger to the user and damage the device.
- Never drop or insert any object or fingers into any opening.
- Do not obstruct the ventilator air intake.
- Do not apply excessive force when using the button on the boxing glove dryer.
- If it is no longer possible to operate the boxing glove dryer safely, take it out of operation and protect it from any accidental use. A safe operation can no longer be guaranteed if the device:
  - is visibly damaged,
  - is no longer working properly,
  - has been stored for extended periods in poor ambient conditions or
  - has been subjected to serious transport-related stresses.

## ☐ Persons & Use

- The boxing glove dryer is not a toy. Keep and store it out of the reach of small children.
- The boxing glove dryer can be used by children aged 8 years and above and persons with reduced physical, sensory, or mental capabilities or lack of experience and knowledge if they have been given supervision or instruction concerning the use of the device safely and they understand the resulting hazards.

## ❑ Electronics & Power Adapter

- You may not reconstruct, self-repair, or disassemble the boxing glove dryer. This can damage the device.
- Maintenance, modifications, and repairs may only be carried out by the manufacturer, a professional workshop appointed by the manufacturer, or a similarly qualified person.
- Check the device from time to time for damage. Never use the device if it shows signs of damage.
- Only use the provided power adapter to power the boxing glove dryer. Another adapter with the wrong specifications may cause malfunction and/or damage.
- To prevent damage to the adapter and/or the boxing glove dryer, make sure your mains socket supplies the correct power supply for the power adapter.
- The mains socket must be located near the device and easily accessible.
- To avoid energy loss and possible safety risks, always remove the power adapter from the mains socket when the device is not in use and before cleaning.
- Never force the plug of your power adapter into a mains socket; if it does not fit easily into the mains socket, stop using it. Always make sure that the plug of your power adapter is properly connected to the mains socket.
- It is normal for the power adapter to feel a little warm; however, a loose fit between the mains socket and the plug of the power adapter can cause overheating and deformation of the plug. Contact a qualified electrician to replace the loose or worn mains socket.
- To disconnect the power adapter, grasp the adapter housing and pull the adapter out of the mains socket.
- If the power fails during the operation, turn off the device immediately and pull the power adapter from the mains socket.
- If smoke is produced, or there are any unusual sounds or smells, switch off the boxing glove dryer immediately and remove the mains plug from the mains socket. In these cases, the boxing

glove dryer should not be used until it has been inspected by the manufacturer, or a similarly qualified person. Never inhale smoke from a potential device fire. If you have inhaled smoke, however, consult a doctor. The inhalation of smoke can be harmful.

- Do not turn the boxing glove dryer on and off by plugging and unplugging the power adapter. Always use the ON/OFF button.
- For safety reasons, always disconnect the power adapter in the event of a thunderstorm.

## ❑ Power Adapter Cable

- Do not modify the cable of the power adapter.
- Check the cable periodically for damage. Never use the cable if there are any signs of damage.
- Never force the DC-connector into the connection port. If the connector and port don't come together easily, they probably don't match. Check for obstructions and make sure the connector matches the port and that you have correctly positioned the connector with the port.
- Never unplug the power adapter cable from the boxing glove dryer by pulling the cable. Always pull on the DC-connector at the end of the cable.
- Be careful not to trip over the cable.
- The cable must not be kinked, pinched, or twisted.
- Make sure that the cable is not squeezed, bent, damaged by sharp edges, or put under mechanical stress.
- Never tie a knot in the cable.
- Avoid excessive thermal stress on the cable due to extreme heat or cold.
- Children may get entangled when playing with the cable (danger of strangulation). Electric cables are not toys.



## ☐ Heat & Cooling

- The boxing glove dryer will not heat up during normal operation.
- Keep the device away from heat sources and away from areas where the ambient temperature is relatively high (e.g. stoves or other heat sources). Never use the device near naked flames (such as burning candles) or on hot surfaces.
- The boxing glove dryer is designed to work best in normal ambient temperatures between 0°C and 35°C and to be stored at temperatures between 0°C and 40°C. The device may be damaged and the life may be shortened if the device is stored or used outside this temperature range. Do not subject your device to dramatic changes in temperature. Do not store your device in direct sunlight for extended periods. Do not place the device near a window (especially in the summer).

## ☐ Water


**WARNING:** This device is not waterproof.

- Never use the boxing glove dryer with damp or wet hands. Moisture can cause electric shock or short circuits.
- Do not use the boxing glove dryer in or near a bath, shower, swimming pool, or any container filled with water, such as a sink.
- Do not use in wet environments and do not immerse in liquid. Never pour liquids over or near the boxing glove dryer. There is a risk of electric shock/short circuit! If liquid does get into the housing unplug the power adapter immediately and then turn off the boxing glove dryer.
- Do not reach for the device if it has fallen into the water. Immediately unplug the power adapter from the mains socket and only then remove it from the water.
- Make sure the device is standing on a dry surface.

# INTENDED USE

The **INGOSSON** boxing glove dryer is a valuable tool for athletes who use boxing gloves regularly. The intended use of the boxing glove dryer is to eliminate moisture, sweat, and odor from the gloves, thus helping to maintain their hygiene, extend their lifespan, and improve the overall comfort of the athlete.

There are no other uses for this product.

 Only use this product as described in this user manual. Any other use is considered improper and may result in personal injury or material damage. **INGOSSON** is not liable for damage or injury resulting from improper or careless use.



# THE PACKAGE

## □ Contents

The following components are included in the scope of delivery:

Component	QTY	EU package	The rest of the world package
Boxing glove dryer	1	✓	✓
EU power adapter (Fig. 1)	1	✓	----
Universal power adapter (Fig. 2)	1	----	✓
User manual	1	✓	✓



**Fig. 1:**  
EU power adapter



**Fig. 2:**  
Universal power adapter

## □ Unpacking

Remove everything from the packaging and check for damage. If this is the case, do not use the boxing glove dryer. Be very careful when opening the package to avoid damage to the product.

After unpacking the product, check if the delivery is complete and if all parts are in good condition. If you are missing a part, or if you have a damaged part, contact us by e-mail: [info@ingosson.com](mailto:info@ingosson.com).

Before use, remove all packaging materials and stickers or labels.

## □ Safety During Unpacking

Do not leave packaging material and the power adapter lying around carelessly during unpacking. It may become dangerous playing material for children. Do not dispose of the packaging material until the boxing glove dryer has been tried and is working.



**WARNING:** Plastic bags & foils.

To avoid the danger of suffocation, keep plastic bags and foils away from babies and children! Thin foils may cling to the nose and mouth and prevent breathing.





**WARNING:** Strangulation Hazard.

Cables, cords, or strings longer than 18 cm (7 inches) can be harmful to babies and very young children.

Children may get entangled while playing with the cable of the power adapter. Do not leave the adapter lying around.



# TECHNICAL DATA

## ☐ Data overview

<b>Product name</b>	Boxing glove dryer
<b>Model</b>	See next page
<b>Brand</b>	INGOSSON
<b>Color</b>	See next page
<b>Body material</b>	Steel or stainless steel
<b>Power adapter input</b>	100-240V; 50/60Hz
<b>Power adapter output</b>	12V DC – 1A
<b>Power</b>	1.1W
<b>Power adapter cable length</b>	90cm (35.4")
<b>Airstream flow</b>	56.1m <sup>3</sup> /h
<b>Noise level</b>	28dBA
<b>IP rating</b>	IP20
<b>Net Weight</b>	2.5kg (5.5lbs)
<b>Dimensions (H x W x D)</b>	37 x 30 x 15cm (14.6 x 11.8 x 5.9")
<b>Certifications</b>	CE



### NOTE:

Due to continuing improvements on our product, the technical specifications are subject to change without notice.

## ☐ Model Overview

### Boxing glove dryers, wall mount

Model reference	Barcode reference GTIN	Type
IGTR-W-866609	427 0000 866609	Black powder coated
IGTR-W-866593	427 0000 866593	Stainless steel

### Boxing glove dryers, freestanding

Model reference	Barcode reference GTIN	Type
IGTR-F-866579	427 0000 866579	Black powder coated
IGTR-F-866586	427 0000 866586	White powder coated
IGTR-F-866562	427 0000 866562	Stainless steel

## ☐ Accessories

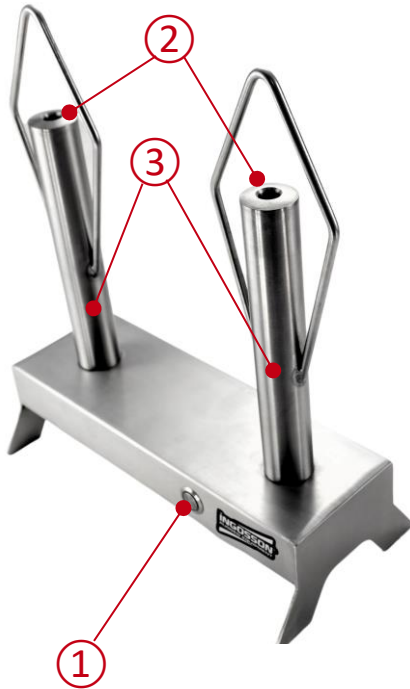
### DC power extension cable

Model reference	Barcode reference GTIN	Type
-----	426 0636 634666	118" (3m)




# PRODUCT PARTS

Top view




Back view



- ① ON/OFF button
- ② Exhaust opening
- ③ Drying tube
- ④ DC power port
- ⑤ Ventilator and air intake

Bottom view





# PRODUCT USE

The use of the boxing glove dryer is extremely simple:

1. Plug the power adapter cable into the DC power port of the boxing glove dryer.
2. Plug the power adapter into a mains outlet.
3. Slide the gloves over the drying tubes. Due to the design, both exhaust openings cannot be blocked.
4. Activate the dryer with the ON/OFF button.

The boxing glove dryer generates a gentle breeze, a light wind that evenly dries the boxing gloves. It does not heat the gloves and is not designed to force a powerful airflow through the exhaust opening. The device cannot damage the gloves.

Air is vacuumed through the ventilation plate at the bottom and blown out through the exhaust openings at the end of the drying tubes. The air is redirected at the top of the glove, and damp air will flow downwards around the tube out of the boxing glove.

5. When the gloves are dry, deactivate the dryer with the ON/OFF button, unplug the power adapter and keep the gloves on the dryer or store them.



# CLEANING

- Put the power off before cleaning. Always unplug your power adapter.
- A damp cloth with detergent is recommended for cleaning the exterior of the boxing glove dryer. Dry with a soft cloth.
- Do not submerge the boxing glove dryer in water or any other liquids. It is not allowed to rinse the device with water, to prevent the water from leaking into the electrical circuit and causing malfunctions.
- Under no circumstances use aggressive cleaning agents, cleaning alcohol, or other chemical solutions since these can penetrate the housing or impair functionality.
- Do not use a wire brush, steel wool, or other abrasive objects for cleaning.
- Do not use a high-pressure cleaner or steam cleaner to clean the boxing glove dryer.
- Cleaning must not be performed by children.

# MAINTENANCE & SERVICE

- Apart from occasional cleaning, the boxing glove dryer is maintenance-free.
- You may not reconstruct, self-repair, or disassemble the boxing glove dryer.
- Check regularly for damage and severe wear.



## **WARNINGS:**

- Do not attempt to open the boxing glove dryer for maintenance. Removing the housing or improper reassembly may cause electric shocks, damage, short circuit, or fire. If for any reason you open the housing, the warranty will become null and void.

- Maintenance, service, and repairs may only be carried out by the manufacturer, a professional workshop appointed by the manufacturer, or a similarly qualified person. To obtain maintenance or service, contact us first at our e-mail address [info@ingosson.com](mailto:info@ingosson.com). In case of a defect, the boxing glove dryer is easy to repair. All electrical components inside are easily accessible and replaceable.
- For missing accessories such as the manual or other items, contact us at the above-mentioned e-mail address.
- In case of a defect, return the product to **INGOSSON** with a failure description, proof of purchase, and all accessories.

## STORAGE & TRANSPORT

- We advise cleaning the boxing glove dryer before long-term storage.
- Store the boxing glove dryer in a place not exposed to sunlight & humidity, and which is dust-free.
- Do not store the boxing glove dryer at extremely high or extremely low temperatures. This can damage the device.
- Store the device beyond the reach of small children.
- Store the power adapter cable loosely coiled.
- Do not wrap the power adapter cable tightly around the device when storing. This causes undue strain on the cable. Over time, this will damage the cable resulting in an unsafe condition for the user.
- Protect the device against vibrations and shocks during transport.
- After transport or storage at very cold temperatures, the boxing glove dryer must be accustomed to room temperature for approx. 30 minutes due to possible condensation. After that, the device can be used.

# DISPOSAL & RECYCLING

This product is designed and manufactured with high-quality materials and components, which can be recycled and reused.

## ☐ Device Disposal



**This product complies with the Waste Electrical and Electronic Equipment Directive 2012/19/EU (WEEE).**

The crossed-out wheeled bin symbol on the device indicates that, at the end of its life, the product must be disposed of separately from normal household waste and taken to a separate collection center for the recycling of electrical and electronic equipment or returned to the seller at the time a new similar device is purchased.

The user is responsible for taking the device to a waste collection service at the end of its service life. Correct separate collection of waste with a view to subsequent recycling, processing, and environmentally friendly disposal of the device helps to prevent possible negative impacts on the environment and health and promotes the recycling of the materials of which the product is composed. The unlawful disposal of the product by the user results in administrative sanctions laid down by law. For more detailed information on the recycling of this product and the collection systems available, contact your local waste disposal service or the shop where you purchased the product.

Comply with your legal obligations and contribute to the protection of the environment.

## ❑ Packing Material Disposal



### **Follow the notes and markings on the packaging.**

Ensure that plastic bags, packaging, etc. are disposed of in an environmentally sound manner. Do not just dispose of these materials with your normal household waste, but make sure they are collected for recycling.

## **WARRANTY & LIABILITY**

**INGOSSON** guarantees that for one year from the date of purchase, this product will be free from defects in materials and workmanship. This warranty applies to products used for personal purposes, and not for commercial or rental purposes. **INGOSSON**, at its discretion, will replace or repair this product or any component of the product found to be defective during the warranty period. Replacement will be made with a new or refurbished product or component. If the product is no longer available, a replacement may be made with a similar product of equal or greater value, no refunds shall be given. This is your exclusive warranty. Your replacement unit will be returned to you for no charge and will be covered under this warranty for the balance of the warranty period.

This warranty is valid for the original purchaser from the date of initial purchase and is not transferrable. Proof of purchase is required to obtain support under the warranty.

This warranty does not cover:

- negligent use or misuse of the product;
- use with incorrect voltage or current;
- water damage;

- use contrary to the operating instructions;
- disassembly, repair, or modification by anyone other than **INGOSSON**;
- damage caused by accidents or disasters, such as fire, flood, earthquake, war, vandalism, or theft;
- damage caused by incorrect maintenance and storage;
- normal wear and tear.

Damage caused by failure to observe this manual will void the warranty. We do not accept any liability for consequential damage. We accept no liability for material damage or personal injury caused by improper use or failure to observe the safety instructions. In such cases, the warranty becomes void.

**INGOSSON** reserves the right to make changes at any time, without notice or obligation, in the user manual, colors, specifications, accessories, materials, and models.

*All rights reserved. No part of this publication may be reproduced, distributed, or transmitted in any form or by any means, including photocopying, recording, or other electronic or mechanical methods, without the prior written permission of the publisher, except in the case of brief quotations embodied in critical reviews and certain other noncommercial uses permitted by copyright law. For permission requests, contact us at the address/e-mail on the last page.*

## □ EU – Declaration of conformity

Ingosson- Rugged equipment  
Rheinhorststr.3  
67071 Ludwigshafen  
Germany



### EU – Declaration of conformity

This declaration is issued under the sole responsibility of the manufacturer. Thus is to declare and certify that the products specified below, in configuration marketed by us are in due compliance with the requirements of the relevant EU directives. The validity of this declaration will cease in case of any modification to the product without our prior consent and all supporting documentation is retained at the premises of the manufacturer.

*Product description:* Boxing gloves dryer  
*Trade mark/Brand:* Ingosson

Model reference	Barcode reference - GTIN
IGTR-W-866609	427 0000 866609
IGTR-W-866593	427 0000 866593
IGTR-F-866579	427 0000 866579
IGTR-F-866586	427 0000 866586
IGTR-F-866562	427 0000 866562



Variants signify mounting arrangement and cosmetic differences

*Serial number and production date:* refer to label on packaging

*Conformant to the following directives:*

2014/35/EU	Low voltage directive
2014/30/EU	EMC Directive
2011/65/EU	RoHS Directive

*In accordance to the following standards and requirements:*

EN 60335-1: 2012+A14:2019	Household and similar electrical appliances - Safety - Part 1: General requirements
EN 60335-2-43: 2003+A2:2008	Household and similar electrical appliances - Safety - Part 2-43: Particular requirements for clothes dryers and towel rails
EN 62233:2008	Measurement methods for electromagnetic fields of household appliances and similar apparatus with regard to human exposure
EN IEC 55014-1:2021	Electromagnetic compatibility - Requirements for household appliances, electric tools and similar apparatus - Part 1: Emission
EN IEC 55014-2:2021	Electromagnetic compatibility - Requirements for household appliances, electric tools and similar apparatus - Part 2: Immunity - Product family standard
EN IEC 61000-3-2: 2019+A1:2021	Electromagnetic compatibility (EMC) - Part 3-2: Limits - Limits for harmonic current emissions (equipment input current ≤16 A per phase)
EN 61000-3-3: 2013+A1:2019	Electromagnetic compatibility (EMC) - Part 3-3: Limits - Limitation of voltage changes, voltage fluctuations and flicker in public low-voltage supply systems, for equipment with rated current ≤= 16 A per phase and not subject to conditional connection

Gero Gaschott  
Director  
Ingosson- Rugged equipment  
Ludwigshafen, Germany  
20<sup>th</sup> September 2023

**INGOSSON<sup>®</sup>**  
RUGGED EQUIPMENT



Gero Gaschott  
Rheinhorst Str.3  
67071 Ludwigshafen / Germany



**INGOSSON**<sup>®</sup>  
RUGGED EQUIPMENT

Ingosson / Gero Gaschott  
Rheinhorststr 3  
67071 Ludwigshafen  
Germany

✉: [info@ingosson.com](mailto:info@ingosson.com)

🌐: [www.ingosson.com](http://www.ingosson.com)

- ❖ WEEE Reg. DE78872857
- ❖ LUCID: DE1664712681037

© 2023 INGOSSON  
Document version: 2023-11-03



<https://www.ingosson.com/manuals>



Instruction manual  
Manual de instrucciones  
Bedienungsanleitung  
Mode d'emploi  
Istruzioni per l'uso  
Instruções de utilização